

**BEST SELLING  
PRODUCTS**

**POSING  
DESIGNS  
TIMING**



WHAT TO EXPECT

**FAQ**

**SESSION  
411**

 **jones**photography

**BEHIND THE LENS**  
WITH CINDI

SESSION HANDBOOK 2022

**SPORTS PORTRAITS**

[www.cindijonesphotography.com](http://www.cindijonesphotography.com)



## BEHIND THE LENS

A LITTLE NOTE ABOUT THE ARTISTS

### Cindi Jones

As a parent of growing athletes, spending money on the typical team pictures our local clubs provided were frustrating at the least. This mom decided to go outside the box to provide her kids with something special, which has grown into something special for YOU and YOUR kids.

This *sportrait* photography experience is a large step beyond the standard team picture. Great pride is taken in capturing a team or individual athlete with an extreme edge. Parents, athletes and clubs will take great pride in their images and will cherish them for years to come.

Our team banners and posters have caught the attention of clubs, coaches and photographers nation wide. We take a unique approach in our style and process, ensuring that we draw out the personality of each team. We take the time to create flattering poses and natural expressions.

Designs are customized to each team, with strong emphasis on detail. Bring your team or individual athlete to The Studio and allow *our* team to create something special *your* team.

## Cindi Jones

owner / lead photographer  
Jones Photography at The Studio



Jones Photography  
at The Studio  
50630 Van Dyke Ave  
Shelby Township, MI 48317  
[www.cindijonesphotography.com](http://www.cindijonesphotography.com)  
[cindijonesphotography@gmail.com](mailto:cindijonesphotography@gmail.com)

586.737.7411 ask for Cindi

We're active online  
and love interacting  
with our clients.

Please connect via  
social media and  
let's keep in touch!

FACEBOOK  
[/cindijonesphotography](https://www.facebook.com/cindijonesphotography)

INSTAGRAM  
[cindi\\_jones\\_photography](https://www.instagram.com/cindi_jones_photography)

PINTEREST  
[/cjonesphotos/](https://www.pinterest.com/cjonesphotos/)

TWITTER  
[@CindiJonesPhoto](https://twitter.com/CindiJonesPhoto)


# High School Team Banners

Team Banners are printed on premium 13oz vinyl complete with grommets. Our standard banner size is 4ft x 6ft and will accommodate any requested size up to 4ft x 8ft.

Banners are often hung on fences or gym walls at games and tournaments. They are a great intimidation piece as well as a fun way to honor the Varsity and Senior players.

Price: \$450

\*includes photo session, design and banner



## Senior/Player Banners

Senior/Player Banners are printed on premium 13oz vinyl complete with grommets. Our standard banner sizes are 2ftx3ft, 2ft x 4ft and 3ft x 4ft 3ftx5ft and will accommodate any requested size.

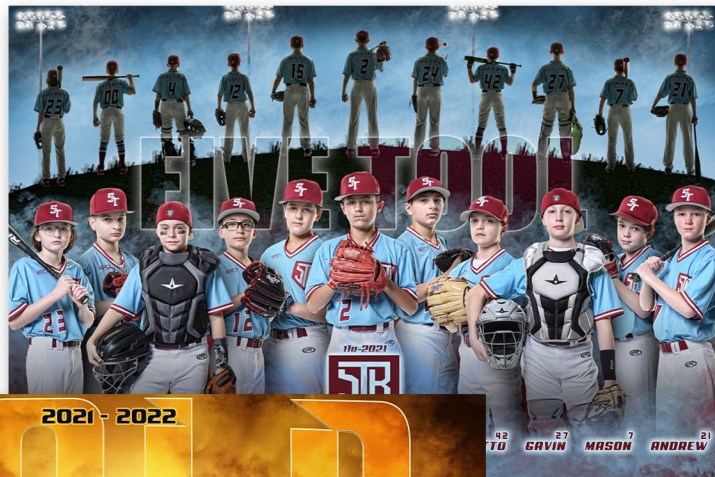
Price: 2x3 each \$60 2x4 each \$65 each 3x4 \$75 each, 3x5 \$85 each

\*includes photo session, design and banner





# TEAM BANNERS



## Team Banners

Team Banners are printed on premium 13oz vinyl complete with grommets. Our standard banner size is 4ft x 6ft and will accommodate any requested size up to 4ft x 8ft.

Banners are often used by softball and baseball teams to hang on fences at games and tournaments. They are a great intimidation piece as well as advertisement for the club.

Price: \$45 per player - previously created designs  
\$55 per player - new designs

\*minimum \$540

\*includes photo session, design and banner





## Team Posters

Team Posters are printed on premium 16pt paper complete with a gloss finish. Posters are 12"x18".

Team Posters Sessions  
Price: \$45 per player

\*includes photo shoot, design and one poster print per player

Added to Banner Sessions for \$14 per player for the entire team

Added to individual Orders for \$28 each

Posters also make great gifts for team sponsors \$20 each



# The PREPARATION

PREPARATION IS THE KEY TO A SUCCESSFUL SESSION

## BOOK YOUR DATE

We typically book one month in advance.



- Give us a call at least one month prior to the date you are hoping to schedule for. Sunday afternoons tend to work well for busy families.
- The parent coordinator should introduce two dates to parents, determine which works best for the majority and book the date.

## SELECT THE DESIGN

Designs are viewable on the website.



- The entire team will never agree on one design. It is best for the Parent Coordinator to make the selection. Note your selection in the questionnaire ASAP.

## PAY THE ONLINE INVOICE

An invoice for the TEAM fee will be emailed and can be paid directly online.



- Paying the *team* fee reserves the selected date.
- Collection of the *team* fee is done by the Parent Coordinator, one payment is then made to us.
- Individual* orders are placed online with our partner, PhotoDay.

## PAPERWORK

Team Roster/Consent Forms



- The Team Roster/Consent Form MUST be completed and signed BEFORE your session. That will help your session run efficiently.



# 5 TIPS ON WHAT TO WEAR! WHAT WILL WE WEAR?

## ① HAIR AND HATS

Girls should wear their hair down for these sessions.  
Pulling the hair back, will cause the girls to look bald.

## ② ACCESSORIES

Headbands, bows, eye black, eye black glitter,  
bandanas and all that jazz.....

We LOVE teams to bring some personality to their sessions with accessories. Some teams choose to have uniformity with these items and others enjoy showing more individuality within the team. These decisions need to be made PRIOR to the session and should be shared with the photographer.

## ③ UNIFORMS AND GEAR

Teams most commonly all wear the same uniform. We have had teams wear a variety though, displaying all the uniforms in one image can be cool.

It is important to make the decision on who will wear which uniforms prior to the session and should be discussed with the photographer in order to prepare for proper balance in the final image. Belts, shin guards, cleats, tucked in shirts; if one wears, all should wear.

Balls, bats, helmets, gloves, batting gloves; bring them. Not all players will use them but all should have them and be prepared to use them. METAL CLEATS ARE NOT TO BE WORN IN THE STUDIO!

## ④ INDIVIDUALS

Feel free to change uniforms, hair styles and accessories for the individual photos. Players can use whatever equipment they like, and have their choice pose and expression.

## ⑤ DETAILS

Details matter! It is very important to be prepared for the session.

Uniforms should be clean and neat. Be sure to have all the uniform items and equipment ready. Hair should be brushed and neat, faces washed. Every detail shows.



# The SESSION

TIPS FOR A SUCCESSFUL PORTRAIT SESSION

## Be Prepared

Roster/Consent should be signed by every parent BEFORE session.  
Individual ordering information should be shared with the team



Please have all signatures on the Roster/Consent PRIOR to arrival.  
This will help the session run smoothly and efficiently.

## TIMING

Please arrive on time.



- Teams are often booked back to back. It is important to keep our timing on track. This also helps you get in and out and on your way quickly.
- Most sessions are complete within an hour.
- If you are unable to attend with the team, players can reschedule for \$50.

## INDIVIDUAL ORDERS

Sample products will be displayed for you to see and feel in person. We are happy to answer any questions you may have.



- Orders will be made through our online ordering software, PhotoDay.
- Siblings/Friends/Parents are welcome to pose for "buddy shots"
- Individual poses are selected by the player/parents as well as expression.
- A variety of poses and expressions can be used.

## THE TEAM SHOT

Players are photographed individually and composited together in Photoshop.



- The team design is decided upon in advance by the photographer and team rep.
- Individual images will be created with the same design.
- Skin retouching is provided at no additional charge on the team image. There is a small fee for individuals.
- Poses for the team image are selected by the photographer.
- Orders are complete within 2-4 weeks and are mailed directly to the player's home.





This is a big process. There are bound to be lots of questions. Please contact us with your questions, we are happy to address them. The more informed you are, the more fun we will have at the session!

### *Can we get a digital image of the team?*

Websize digital images will be emailed to the parent coordinator as part of your team session fee. The image can be shared with the entire team and used on your website and social media. We do not sell printable digital images of the team.

### *What is the player digital image and what can we do with it?*

Digital images are made available by digital download. These images can be viewed on computers and electronic devices, and/or printed on your home printer or local print lab. Please view the crop lines when placing an order at an outside lab. If this is a confusing concept to you, please purchase prints directly from us. For more information on this, please google, "aspect ratio for photographs".

### *How many poses do we get?*

Players will pose for one image that will go on the group design. This pose is chosen by the photographer. Several poses and a variety of expressions can be used for the individual images. Feel free to speak up and help your player select poses and expressions. The individuals will be viewable for purchase on the online ordering software, PhotoDay.

If you are looking for more variety and options, a private session can be set up for you.

### *My player cannot make the team shoot, can we schedule a make up?*

Yes, make up times can be set up. Please call us prior to your team's scheduled session and discuss the details with the photographer. There is a \$50 fee for make ups. Please don't hate us for that. It is unavoidable. It costs us money to make up your session, and that money has to come from somewhere.

### *Where and when do we pick up our orders?*

Images will be ready to order 2-3 weeks from the time final player is photographed. Items that are purchased as a team, (banners, player door signs, team posters, bag tags), are our first priority so you may get those before the individual orders are complete. Please keep in mind that these are all custom creations and do take time. Some products take a bit longer to arrive from the lab than others, but you can typically expect orders to arrive within two weeks of placing your online order.

### *There is an error on my order, what do I do?*

If you notice an error in your order, please contact us directly and we will take care of you right away. We HATE to make mistakes but with the amount of customization that goes into each order, human error will hit us at some point. We will apologize wholeheartedly and will correct any error that we are at fault for. Please understand that we will fix OUR mistakes at no cost to you. YOUR mistakes will be fixed at your expense. Please look closely at the crop lines when placing your online order..



8x10 Sponsor Plaque  
\$45 each



8x10 Sponsor Print \$20 each



5x7 Sponsor Print \$15 each



12x18 Sponsor Poster \$20 each

Thank your sponsors for all of their generous support with one of these popular gifts. Let us know in advance so we can add the items to the team invoice.

**SPONSOR GIFTS**



# TEAM PACKAGES

2022

Team Package prices are based on banner/poster design.  
Packages must be decided on, invoiced and paid for, PRIOR to the session date.  
Please make package selections on the Team Questionnaire.

Products listed here can ONLY be purchased as a team.

pricing based on a minimum of 12 players

## Team Package 1

1-4'x6' Team Banner

1-2'x4' Sponsor Banner

1-12x18 Team Poster for each player

1-16x20 Vinyl Door Sign for each player

1-Bag Tag for each player

starting at \$1,468

## Team Package 2

1-4'x6' Team Banner

1-2'x4' Sponsor Banner

1-12x18 Team Poster for each player

1-16x20 Vinyl Door Sign for each player

starting at \$1,228

## Team Package 3

1 - 4'x6' Team Banner

1 - 2'x4' Sponsor Banner

1 - 12x18 Team Poster for each player

starting at \$748

## Team Package 4

pricing based on a minimum of 12 players  
at \$45 per player

1 - 4'x6' Team Banner

starting at \$540

## Team Add On Options

1 - 2'x4' Sponsor Banner - \$40

1 - 12x18 Team Poster for each player - \$14 per player

1 - 16x20 Vinyl Door Sign for each player - \$40 per player

1 - Metal Bag Tag for each player - \$20 per player



12x18 Team Poster



8x10 Memory Mate



Player Photo



Buddy Photo




Team Photo



16x20 Door Sign







These 16x20 Door Signs are printed on banner vinyl to hang on hotel doors at tournaments. They can later be framed or hung on bedroom doors. Door Signs are currently only offered in a team package purchase.

**16X20 DOOR SIGN \$50**



# Intensity Sessions

the   
studio



Have your athlete photographed by a true professional!  
Display your athlete with pride.

Capture this moment before it is gone. You invest in the best training, join the elite clubs, and cheer for them on the sidelines like they play for the pros. Preserve that pride you feel for their hard work and dedication with an Athlete Sportrait Session. You and your athlete will cherish these composites for years to come.

High quality photographs and creations with head turning results!

Intensity Sessions Starting at: \$375

[cindijonesphotography@gmail.com](mailto:cindijonesphotography@gmail.com) | (586) 737-7411 | [www.cindijonesphotography.com](http://www.cindijonesphotography.com)